

How to Register for Nationwide Trainings



Transformational Collaborative Outcomes Management

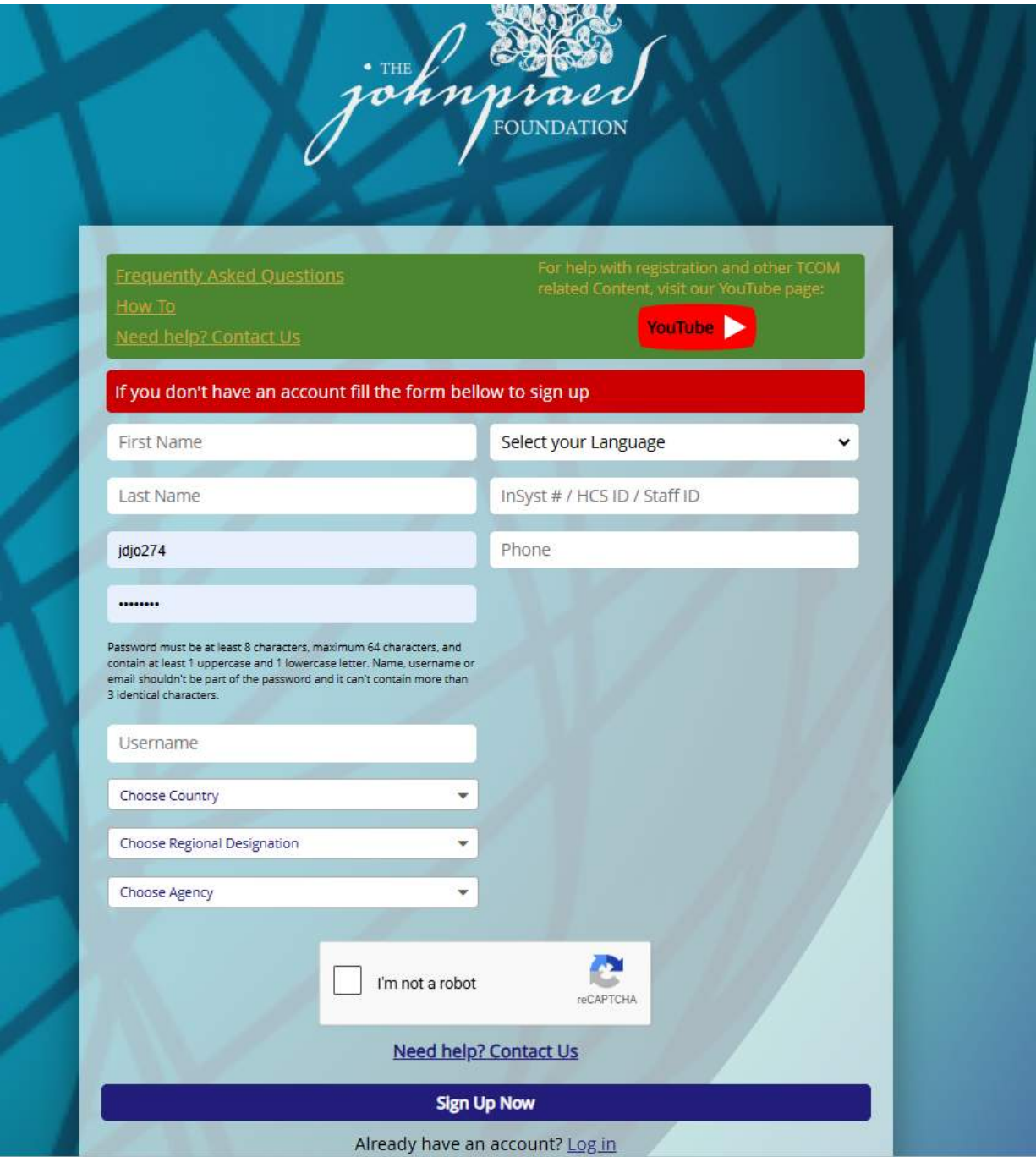
Registering

Navigate to

Click 'Sign Up'

On the sign up screen, type in the following fields:

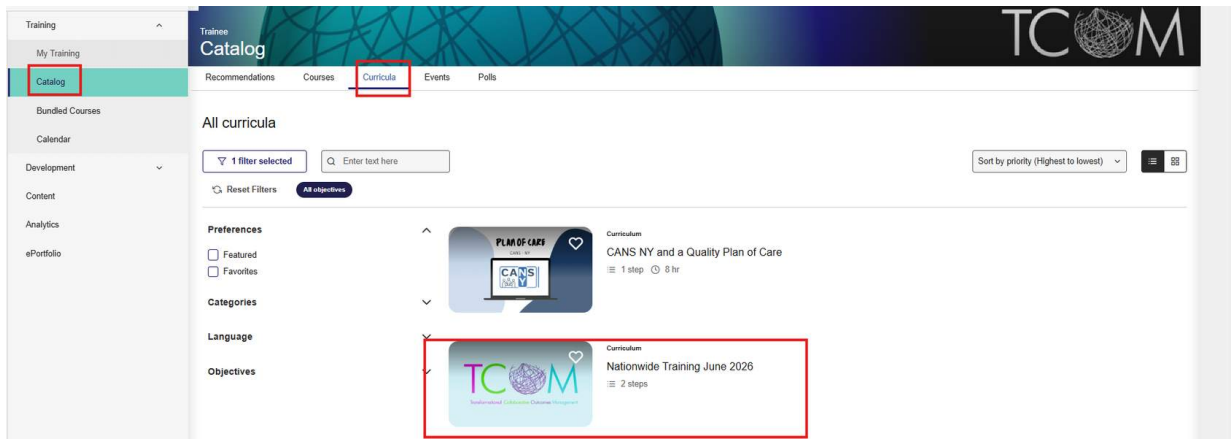
First name, Last Name, email, password, username,



Once logged in

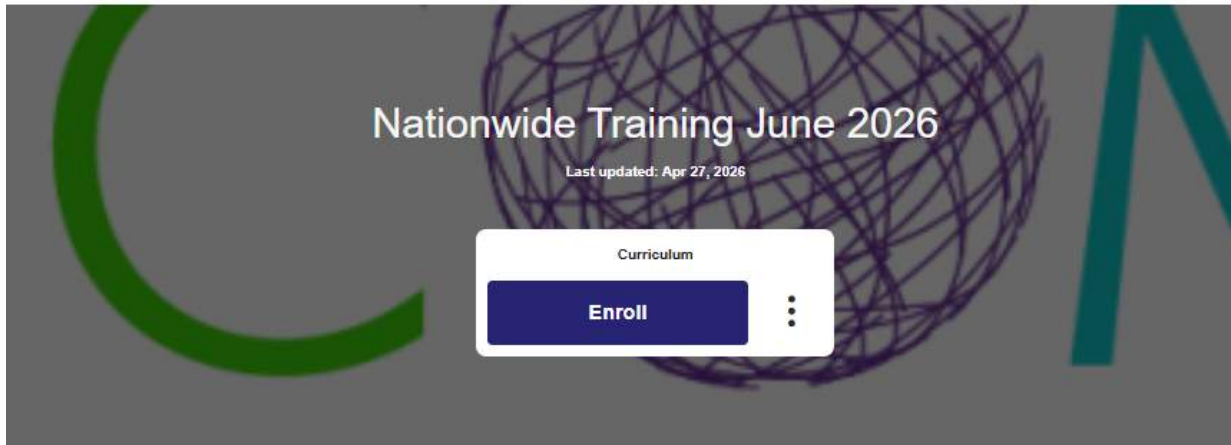
Once you have created an account, navigate to 'Catalog' and then click 'Curricula'.

Once you are on the Curricula page, click the name of the curricula you need.




Enrolling into Curricula

Once you select the curricula you need, you will need to select 'Enroll'



Once Enrolled

When you are enrolled, go through the first course, which takes you step by step through how to purchase the Nationwide Training and how to register for events.



Purchasing the course

Once you are finished with the How-To Nationwide course, you will then select the second course, which has a lock on it. Once selected, click 'Go to Course'.

1W.

The image shows a user interface for course management. On the right, a notification area displays two completed courses: 'Nationwide How-to Course' (100% Course) and 'Nationwide...' (SCORM 100%). Below this, a 'Course completed!' message is visible. A modal window is open in the center, titled 'Nationwide Orientation and Overview'. It lists the path as 'Nationwide Training June 2026', shows '1 step', and 'English' as the language. A 'Certificate of completion' button is present. At the bottom of the modal, a blue 'Go to Course' button is highlighted with a red border. A vertical ellipsis menu is also visible at the bottom right of the modal.

Purchasing the Nationwide Training

Once you select 'Go to Course', there will be a box that says 'Buy this course'. You must purchase the course first, before being able to register for the training dates.

The course is \$250 per trainee, and must be paid for prior to attending the course.

Select 'Buy this Course' and it will take you to a screen to confirm how many courses you need to purchase, and then follow the prompts to the check out screen.

The screenshot shows a course page for 'Nationwide Orientation and Overview'. At the top, the title 'Nationwide Orientation and Overview' is displayed with a 'Last updated: Apr 28, 2026' timestamp. Below the title is an 'Enroll' button. The page is divided into several sections: 'Events' with a sub-section for 'Nationwide Orientation and Overview June 2026 FAST', 'Additional details' showing 'Difficulty: Introductory' and 'Issued: Apr 15, 2026', and 'At a glance' which lists 'Category: Without Category', 'English', 'Certificate of completion', and 'Available on mobile'. A price tag indicates 'From \$250.00 per trainee'. At the bottom right, there are two buttons: 'Buy this course' (highlighted with a red box) and 'Redeem coupon'. On the left, there are statistics for 'Enrollments' (1) and 'Completion Rate' (100%).

Registering for your Event

Once you have purchased the course, you can then select the training date that you would like to attend.

Please note: There are three sessions being offered at the same time. You can only attend ONE tool session.

If you have any questions, please email livetraining@TCOMTraining.com



Offers

1 filter selected

[View on calendar](#)

Reset Filters [Start date: 2026-04-27 X](#)

Registration status

- Registered
- Not registered
- Pending approval
- Not approved
- Maybe attending

Date

Instructor

Available seats



Nationwide Orientation and Overview June 2026 FAST
20 seats available Jun 03, 2026 - Jun 04, 2026 9 AM - 5 PM UTC -04:00



Nationwide Orientation and Overview June 2026 ANSA
20 seats available Jun 03, 2026 - Jun 04, 2026 9 AM - 5 PM UTC -04:00



Nationwide Orientation and Overview June 2026 CAT
20 seats available Jun 03, 2026 - Jun 04, 2026 9 AM - 5 PM UTC -04:00



- Nationwide How-to Course Course
- Nationwide Orientation and... Course
- Nationwide Orientation... Course** [View](#)

[Help](#)

[Supplemental material](#)